



Southern Caregiver Resource Center Annual Report

July 1, 2023 - June 30, 2024

Total unique caregivers served
(across all programs)

1,636

Total points of contact
(across all programs)

23,044

Programs & Services	#Caregivers	#Hours
Intakes	895	448.5
Assessments	833	2,395.5
Access & Assistance*	3,007	N/A
Counseling	106	467
Support Groups*	2,946	947
Case Management	1,632	6,829.75
Respite	428	30,039.01

* Partners included

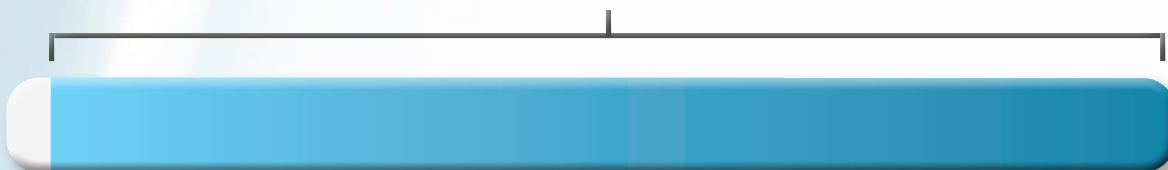
Education & Outreach

Community Education Events	5,474
Community Education Participants	43,979
Community Outreach Events	5,741
Community Outreach Participants	172,932



Satisfaction with Services Received

98%



To watch SCRC's video report, visit: <https://youtu.be/9AyQqBJqY0M>



Southern Caregiver Resource Center Annual Report

July 1, 2023 - June 30, 2024

Client Service Outcomes

More Competent
as a Caregiver



Better able to Manage
Care of Care Receiver

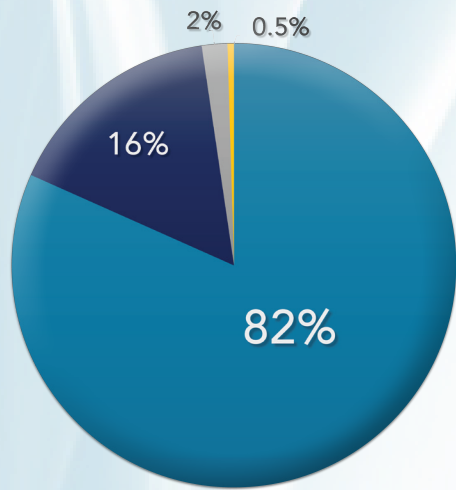


"(My Counselor) has been an absolute pleasure to work with. From the beginning, she helped set clear and tangible goals and we tracked progress against those goals during each session. She helped me better understand my feelings and uncover ways to connect more deeply and meaningfully with my mother. I felt so seen and supported and safe to open up fully. (She) was also so flexible and understanding with my scheduling needs, which I greatly appreciated and made working together such a pleasure."

"(My Counselor) led me through a personal journey of discovery that broadened my understanding of the common caregiver issues and stressors and that I also deserve the same level of care. She taught me techniques and strategies to help me balance the load of caring for my mother and myself. I will carry this new knowledge and love for myself for not only the remainder of my mom's life...but mine. Thank you for saving me...and the support of the SCRC staff for making this possible."

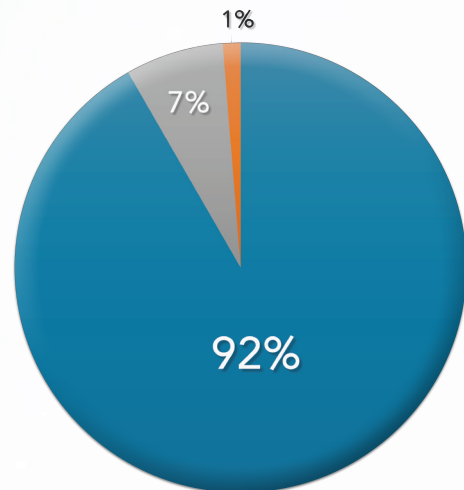
Revenue & Expenses

Revenue: \$6,156,124



- Grants - \$5,027,974
- Supported Living Services Income - \$984,478
- Contributions - \$114,458
- Special Events/Other - \$29,214

Expenses: \$6,149,857



- Caregiver Support Programs - \$5,639,835
- Administration - \$431,944
- Special Events/Fundraising - \$78,078